

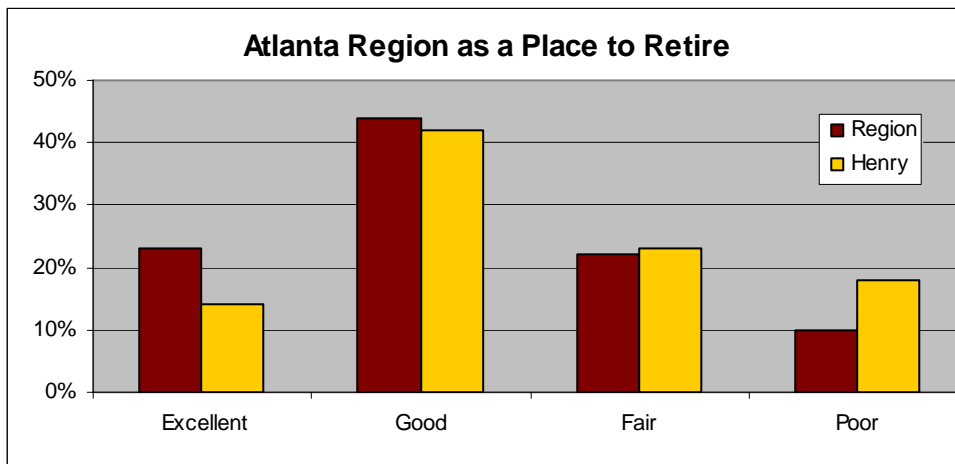
County Profile: HENRY

Older Adults in the Atlanta Region: Preferences, Practices and Potential of the 55+ Population

In the Fall of 2006, the UGA Carl Vinson Institute conducted a survey of the 55+ population living in the ten county Atlanta Region. The following tables and charts summarize the survey's findings in Henry County.

Basic Demographics

	Henry	Region		Henry	Region
55+ population (US Census 2005)	24,403	646,620	Average years in home	17.05	18.74
% of total population 55+	14.5%	16.5%	Average years in region	40.77	37.08
% change in 55+ population 2000-2005	34.7%	30.6%	Have family in the Atlanta region	93%	85%
Projected growth 2000-2030 (ARC Estimate)	266%	127%			



Employment

	Henry	Region
Full time employed	15%	20%
Part time employed	7%	12%
Not working at All	77%	67%
Don't Know/Refused		1%

Of those in Henry who are not working at all, **80% retired from a full time job.**

Of the working population:

13% plan to continue working full time

38% plan to work part time

32% plan to retire

18% do not know what they will do.

Volunteering

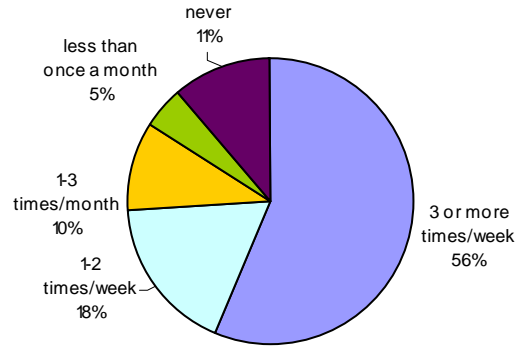
	Henry	Region
Volunteer	30%	35%
part time/almost part time	89%	94%
full time/nearly full time	11%	6%
Do not volunteer	70%	65%

Of those in Henry who volunteer, **most volunteer weekly (38%)** but many volunteer intermittently (28%) or daily (20%).

Health and Healthcare

Health Status		
	Henry	Region
Excellent/very good	46%	48%
Good	29%	29%
Fair	17%	17%
Poor	7%	5%
Health compared to a year ago		
Much better	7%	8%
Somewhat better	13%	12%
Same	62%	67%
Somewhat worse	14%	11%
Much worse	3%	2%
Emotional Health		
Excellent/very good	50%	53%
Good	32%	32%
Fair	11%	10%
Poor	6%	3%
Don't know/refused	1%	1%

Physical Activity- Henry



Knowledge/Concern about Long Term Care		
	Henry	Region
Believe that Medicare funds long term care		
Yes	21%	18%
No	43%	49%
Don't know/refused	37%	33%
Own long term care insurance policy		
Yes	19%	21%
No	76%	77%
Concerned about financing long term care		
Very concerned	19%	17%
Somewhat concerned	26%	28%
Not too concerned	24%	27%
Not at all concerned	28%	26%

Preventative Health Care- Henry

Most older adults in Henry are accessing basic preventative health services:

96% had their blood pressure checked recently

86% had their cholesterol tested

91% of men have had a prostate exam

However **many forgo necessary services**, only:

42% of older adults had a flu shot

45% have had the pneumonia vaccine

62% of women had a mammogram in the past year

42% of women had a pap test in the past year

41% have had a colorectal cancer screening within the past two years

While older adults are healthier and living longer than ever before, **many in the community still need assistance with basic needs.**

Need for Assistance with Meals		
	Henry	Region
Always	7%	9%
Often	2%	2%
Seldom	15%	8%
Never	75%	81%
Don't know/refused	1%	1%

Housing and Transportation

Most older adults in Henry County **own their own home (92%)**. Of those who do not own their own home, 47% are paying rent and 53% are living with another family member.

Planning to live in current house		
	Henry	Region
less than 1 year	9%	7%
1-3 more years	5%	9%
4-6 years	4%	6%
6-10 years	2%	5%
more than 10 years	4%	2%
until I retire	1%	1%
as long as I live	70%	64%
Don't know/refused	5%	6%

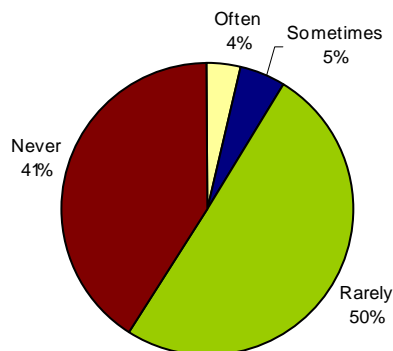
Factors choosing where to live		
	Henry	Region
To be near family	39.7%	42.6%
Affordable cost of housing	20.3%	19.5%
To be near doctor/good doctors	22.2%	25.1%
Proximity of entertainment venues	13%	16.7%
To be around other people my age	12.8%	12.7%
To be in a quiet community	31.7%	28.8%
Other	26.3%	29.9%
Don't know/refused	6.2%	4.3%

Most older adults in Henry County said if they did move, they would **move to another location in the region (48%)**. 29% would move to other locations in Georgia, 11% would move outside the state and 8% said they did not know where they would move.

Transportation		
	Henry	Region
Primary mode of transportation		
Use own car	92%	88%
Driven by others	7%	7%
Use public transportation	1%	4%
Some other means	0%	1%
How often do you currently use public transportation?		
Several times/week	1%	4%
Once a week	0%	2%
Once a month	0%	3%
Just on occasion	11%	33%
Never	87%	59%

When asked how they will get around when they can no longer drive, **65% of older adults in Henry County plan to be driven around by others**, 11% will use public transportation, 5% plan to find some other means and **19% do not know how they will get around**.

Difficulty with Transportation- Henry



Methodology: The Carl Vinson Institute of the University of Georgia drew 11 independent samples for each of 10 counties and the City of Atlanta within the Atlanta region. In total, 1,651 individuals 55 and over were interviewed between September 15 and October 14 of 2006. The maximum sampling error for any single county is +/- eight %, while the sampling error for the entire region is +/- four %.

