

County Profile: GWINNETT

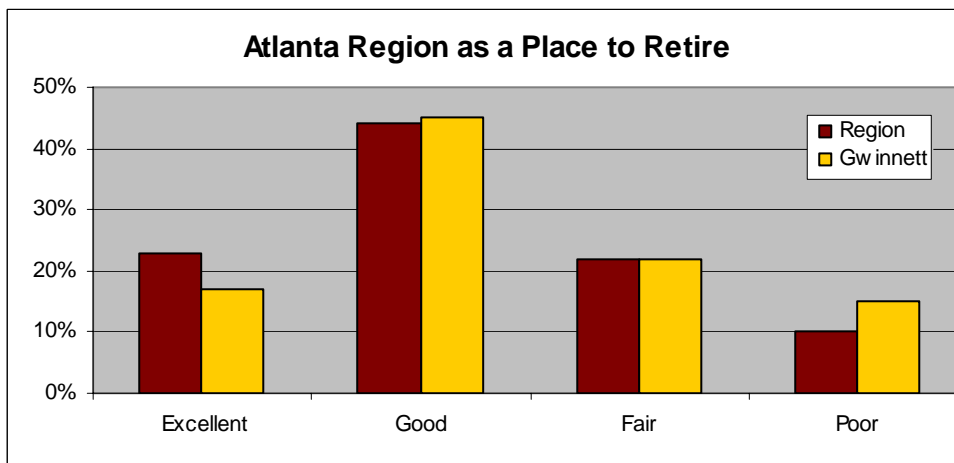
Older Adults in the Atlanta Region: Preferences, Practices and Potential of the 55+ Population

In the Fall of 2006, the UGA Carl Vinson Institute conducted a survey of the 55+ population living in the ten county Atlanta Region. The following tables and charts summarize the survey's findings in Gwinnett County.

Basic Demographics

	Gwinnett	Region
55+ population (US Census 2005)	101,776	646,620
% of total population 55+	24.9%	16.5%
% change in 55+ population 2000-2005	45.8%	30.6%
Projected growth 2000-2030 (ARC Estimate)	113%	127%

	Gwinnett	Region
Average years in home	13.94	18.74
Average years in region	32.46	37.08
Have family in the Atlanta region	83%	85%



Employment

	Gwinnett	Region
Full time employed	29%	20%
Part time employed	11%	12%
Not working at All	59%	67%
Don't Know/Refused		1%

Of those in Gwinnett who are not working at all, **71% retired from a full time job.**

Of the working population:

17% plan to continue working full time

30% plan to work part time

43% plan to retire

10% do not know what they will do.

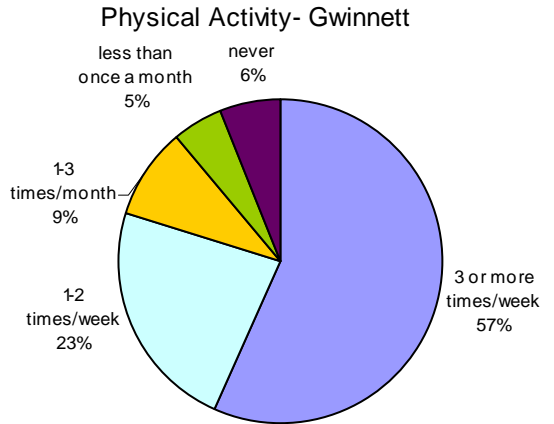
Volunteering

	Gwinnett	Region
Volunteer	34%	35%
part time/almost part time	92%	94%
full time/nearly full time	7%	6%
Do not volunteer	66%	65%

Of those in Gwinnett who volunteer, the **majority volunteer intermittently (60%)** but many volunteer weekly (17%).

Health and Healthcare

Health Status		
	Gwinnett	Region
Excellent/very good	48%	48%
Good	28%	29%
Fair	18%	17%
Poor	6%	5%
Health compared to a year ago		
Much better	5%	8%
Somewhat better	12%	12%
Same	70%	67%
Somewhat worse	6%	11%
Much worse	5%	2%
Emotional Health		
Excellent/very good	52%	53%
Good	35%	32%
Fair	11%	10%
Poor	1%	3%
Don't know/refused	1%	1%



Knowledge/Concern about Long Term Care		
	Gwinnett	Region
Believe that Medicare funds long term care		
Yes	16%	18%
No	50%	49%
Don't know/refused	34%	33%
Own long term care insurance policy		
Yes	24%	21%
No	72%	77%
Concerned about financing long term care		
Very concerned	9%	17%
Somewhat concerned	27%	28%
Not too concerned	34%	27%
Not at all concerned	28%	26%

Preventive Health Care- Gwinnett

Most older adults in Gwinnett are accessing basic preventive health services:

95% had their blood pressure checked recently

84% had their cholesterol tested

90% of men have had a prostate exam

However **many forgo necessary services**, only:

51% of older adults had a flu shot

45% have had the pneumonia vaccine

63% of women had a mammogram in the past year

50% of women had a pap test in the past year

40% have had a colorectal cancer screening within the past two years

While older adults are healthier and living longer than ever before, **many in the community still need assistance with basic needs.**

Need for Assistance with Meals		
	Gwinnett	Region
Always	6%	9%
Often	3%	2%
Seldom	10%	8%
Never	81%	81%
Don't know/refused	0%	1%

Housing and Transportation

Most older adults in Gwinnett County **own their own home (84%)**. Of those who do not own their own home, 71% are paying rent and 21% are living with another family member.

Planning to live in current house		
	Gwinnett	Region
less than 1 year	7%	7%
1-3 more years	9%	9%
4-6 years	10%	6%
6-10 years	8%	5%
more than 10 years	3%	2%
until I retire	3%	1%
as long as I live	53%	64%
Don't know/refused	7%	6%

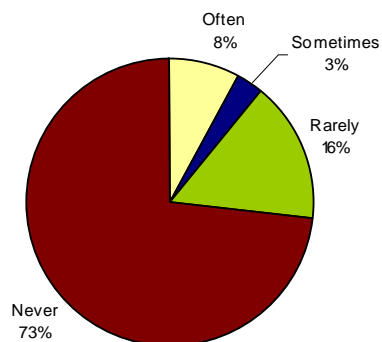
Factors choosing where to live		
	Gwinnett	Region
To be near family	45%	42.6%
Affordable cost of housing	25.5%	19.5%
To be near doctor/good doctors	29.7%	25.1%
Proximity of entertainment venues	16%	16.7%
To be around other people my age	14.1%	12.7%
To be in a quiet community	30.2%	28.8%
Other	25.7%	29.9%
Don't know/refused	4.6%	4.3%

Most older adults in Gwinnett County said if they did move, they would **move to another location in the region (47%)**. 20% would move to other locations in Georgia, 16% would move outside the state and 16% said they did not know where they would move.

Transportation		
	Gwinnett	Region
Primary mode of transportation		
Use own car	92%	88%
Driven by others	4%	7%
Use public transportation	2%	4%
Some other means	2%	1%
How often do you currently use public transportation?		
Several times/week	1%	4%
Once a week	2%	2%
Once a month	1%	3%
Just on occasion	32%	33%
Never	64%	59%

When asked how they will get around when they can no longer drive, **59% of older adults in Gwinnett County plan to be driven around by others**, 7% will use public transportation, 11% plan to find some other means and **23% do not know how they will get around**.

Difficulty with Transportation- Gwinnett



Methodology: The Carl Vinson Institute of the University of Georgia drew 11 independent samples for each of 10 counties and the City of Atlanta within the Atlanta region. In total, 1,651 individuals 55 and over were interviewed between September 15 and October 14 of 2006. The maximum sampling error for any single county is +/- eight %, while the sampling error for the entire region is +/- four %.

