

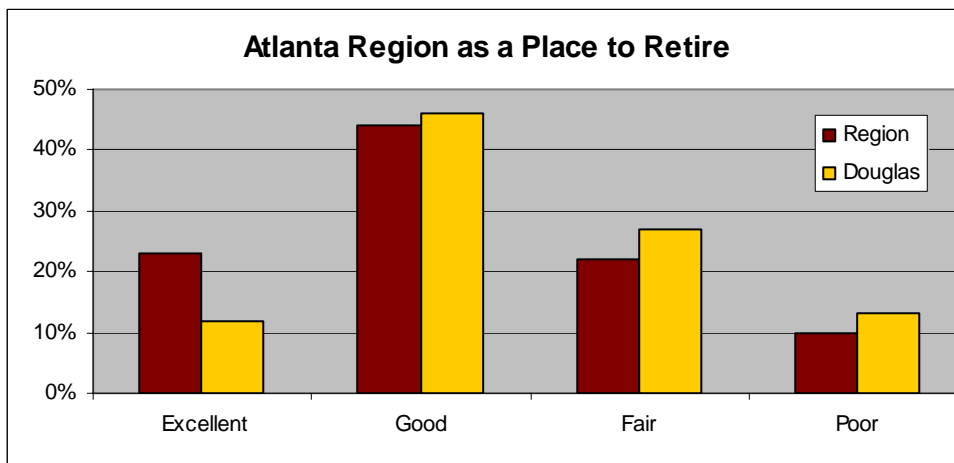
County Profile: DOUGLAS

Older Adults in the Atlanta Region: Preferences, Practices and Potential of the 55+ Population

In the Fall of 2006, the UGA Carl Vinson Institute conducted a survey of the 55+ population living in the ten county Atlanta Region. The following tables and charts summarize the survey's findings in Douglas County.

Basic Demographics

	Douglas	Region		Douglas	Region
55+ population (US Census 2005)	18,342	646,620	Average years in home	17.97	18.74
% of total population 55+	16.2%	16.5%	Average years in region	42.84	37.08
% change in 55+ population 2000-2005	26.3%	30.6%	Have family in the Atlanta region	89%	85%
Projected growth 2000-2030 (ARC Estimate)	235%	127%			



Employment

	Douglas	Region
Full time employed	27%	20%
Part time employed	14%	12%
Not working at All	59%	67%
Don't Know/Refused		1%

Of those in Douglas who are not working at all, **72% retired from a full time job.**

Of the working population:

21% plan to continue working full time

28% plan to work part time

41% plan to retire

10% do not know what they will do.

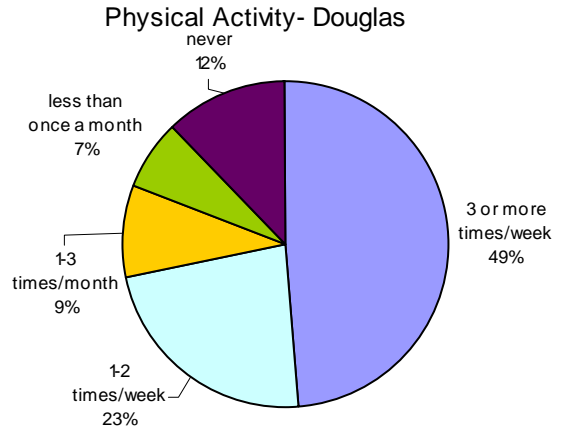
Volunteering

	Douglas	Region
Volunteer	32%	35%
part time/almost part time	97%	94%
full time/nearly full time	3%	6%
Do not volunteer	68%	65%

Of those in Douglas who volunteer, the **majority volunteer weekly (47%)** but many volunteer intermittently (45%).

Health and Healthcare

Health Status		
	Douglas	Region
Excellent/very good	42%	48%
Good	36%	29%
Fair	16%	17%
Poor	7%	5%
Health compared to a year ago		
Much better	5%	8%
Somewhat better	10%	12%
Same	70%	67%
Somewhat worse	13%	11%
Much worse	2%	2%
Emotional Health		
Excellent/very good	47%	53%
Good	30%	32%
Fair	13%	10%
Poor	9%	3%
Don't know/refused	2%	1%



Knowledge/Concern about Long Term Care		
	Douglas	Region
Believe that Medicare funds long term care		
Yes	16%	18%
No	47%	49%
Don't know/refused	37%	33%
Own long term care insurance policy		
Yes	18%	21%
No	80%	77%
Concerned about financing long term care		
Very concerned	17%	17%
Somewhat concerned	28%	28%
Not too concerned	28%	27%
Not at all concerned	24%	26%

Preventive Health Care- Douglas

Most older adults in Douglas are accessing basic preventive health services:

95% had their blood pressure checked recently

82% had their cholesterol tested

88% of men have had a prostate exam

However **many forgo necessary services**, only:

67% of women had a mammogram in the past year

56% of women had a pap test in the past year

43% of older adults had a flu shot

38% have had the pneumonia vaccine

35% had a colorectal cancer screening within the past 2 years

While older adults are healthier and living longer than ever before, **many in the community still need assistance with basic needs.**

Need for Assistance with Meals		
	Douglas	Region
Always	9%	9%
Often	2%	2%
Seldom	7%	8%
Never	81%	81%
Don't know/refused	1%	1%

Housing and Transportation

Most older adults in Douglas County **own their own home (87%)**. Of those who do not own their own home, 35% are paying rent and 60% are living with another family member.

Planning to live in current house		
	Douglas	Region
less than 1 year	2%	7%
1-3 more years	8%	9%
4-6 years	3%	6%
6-10 years	4%	5%
more than 10 years	4%	2%
until I retire	2%	1%
as long as I live	73%	64%
Don't know/refused	4%	6%

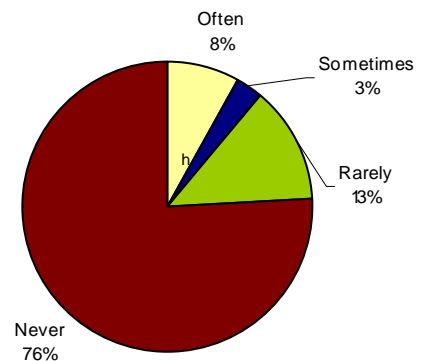
Factors choosing where to live		
	Douglas	Region
To be near family	49.1%	42.6%
Affordable cost of housing	18.1%	19.5%
To be near doctor/good doctors	20.7%	25.1%
Proximity of entertainment venues	14.1%	16.7%
To be around other people my age	9%	12.7%
To be in a quiet community	28.1%	28.8%
Other	25%	29.9%
Don't know/refused	6.7%	4.3%

Most older adults in Douglas County said if they did move, they would **move to another location in the region (47%)**. 23% would move to other locations in Georgia, 19% would move outside the state and 11% said they did not know where they would move.

Transportation		
	Douglas	Region
Primary mode of transportation		
Use own car	92%	88%
Driven by others	6%	7%
Use public transportation	1%	4%
Some other means	0%	1%
How often do you currently use public transportation?		
Several times/week	3%	4%
Once a week	0%	2%
Once a month	0%	3%
Just on occasion	19%	33%
Never	78%	59%

When asked how they will get around when they can no longer drive, **63% of older adults in Douglas County plan to be driven around by others**, 6% will use public transportation, 10% plan to find some other means and **21% do not know how they will get around**.

Difficulty with Transportation- Douglas



Methodology: The Carl Vinson Institute of the University of Georgia drew 11 independent samples for each of 10 counties and the City of Atlanta within the Atlanta region. In total, 1,651 individuals 55 and over were interviewed between September 15 and October 14 of 2006. The maximum sampling error for any single county is +/- eight %, while the sampling error for the entire region is +/- four %.

