

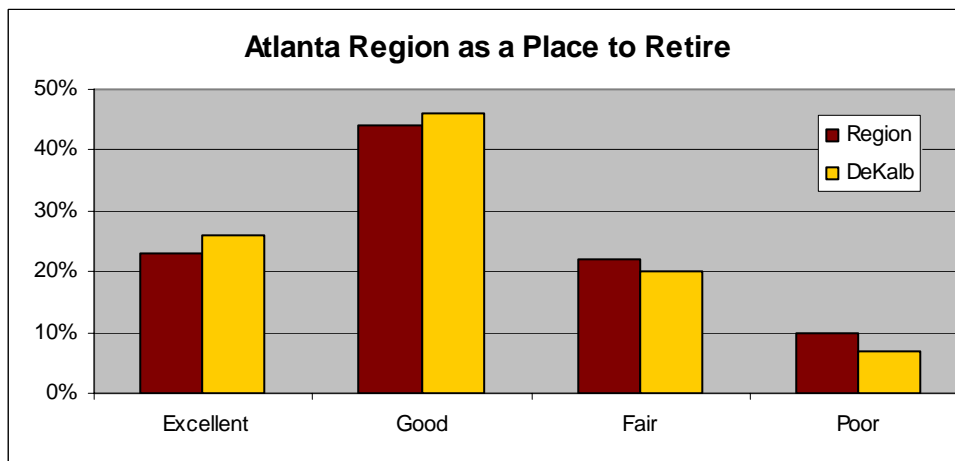
County Profile: DEKALB

Older Adults in the Atlanta Region: Preferences, Practices and Potential of the 55+ Population

In the Fall of 2006, the UGA Carl Vinson Institute conducted a survey of the 55+ population living in the ten county Atlanta Region. The following tables and charts summarize the survey's findings in DeKalb County.

Basic Demographics

	DeKalb	Region		DeKalb	Region
55+ population (US Census 2005)	116,998	646,620	Average years in home	21.86	18.74
% of total population 55+	17.25%	16.5%	Average years in region	38.53	37.08
% change in 55+ population 2000-2005	17.9%	30.6%	Have family in the Atlanta region	86%	85%
Projected growth 2000-2030 (ARC Estimate)	118%	127%			



Employment

	DeKalb	Region
Full time employed	15%	20%
Part time employed	13%	12%
Not working at All	72%	67%
Don't Know/Refused		1%

Of those in DeKalb who are not working at all, **72% retired from a full time job.**

Of the working population:

33% plan to continue working full time

19% plan to work part time

30% plan to retire

17% do not know what they will do.

Volunteering

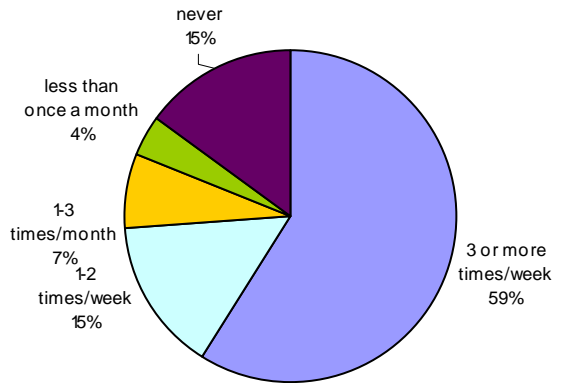
	DeKalb	Region
Volunteer	34%	35%
part time/almost part time	91%	94%
full time/nearly full time	9%	6%
Do not volunteer	66%	65%

Of those in DeKalb who volunteer, the **majority volunteer weekly (47%)** but many volunteer intermittently (32%) or monthly (11%).

Health and Healthcare

Health Status		
	DeKalb	Region
Excellent/very good	52%	48%
Good	23%	29%
Fair	20%	17%
Poor	5%	5%
Health compared to a year ago		
Much better	11%	8%
Somewhat better	9%	12%
Same	68%	67%
Somewhat worse	11%	11%
Much worse	1%	2%
Emotional Health		
Excellent/very good	58%	53%
Good	32%	32%
Fair	8%	10%
Poor	1%	3%
Don't know/refused	1%	1%

Physical Activity- DeKalb



Knowledge/Concern about Long Term Care		
	DeKalb	Region
Believe that Medicare funds long term care		
Yes	18%	18%
No	44%	49%
Don't know/refused	38%	33%
Own long term care insurance policy		
Yes	21%	21%
No	78%	77%
Concerned about financing long term care		
Very concerned	18%	17%
Somewhat concerned	31%	28%
Not too concerned	26%	27%
Not at all concerned	24%	26%

Preventive Health Care- DeKalb

Most older adults in DeKalb are accessing basic preventive health services:

94% had their blood pressure checked recently

83% had their cholesterol tested

87% of men have had a prostate exam

However **many forgo necessary services**, only:

47% of older adults had a flu shot in the past year

43% have had the pneumonia vaccine

67% of women had a mammogram in the past year

55% of women had a pap test in the past year

33% had a colorectal cancer screening within the last 2 years

While older adults are healthier and living longer than ever before, **many in the community still need assistance with basic needs.**

Need for Assistance with Meals		
	DeKalb	Region
Always	12%	9%
Often	2%	2%
Seldom	4%	8%
Never	80%	81%
Don't know/refused	3%	1%

Housing and Transportation

Most older adults in DeKalb County **own their own home (79%)**. Of those who do not own their own home, 58% are paying rent and 30% are living with another family member.

Planning to live in current house		
	DeKalb	Region
less than 1 year	4%	7%
1-3 more years	7%	9%
4-6 years	3%	6%
6-10 years	4%	5%
more than 10 years	2%	2%
until I retire	1%	1%
as long as I live	73%	64%
Don't know/refused	6%	6%

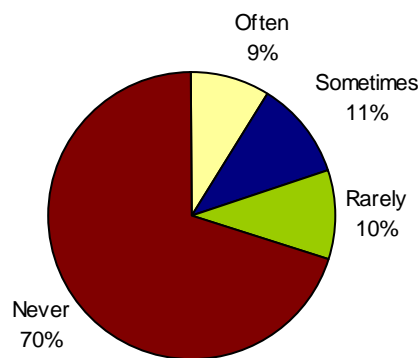
Factors choosing where to live		
	DeKalb	Region
To be near family	40.6%	42.6%
Affordable cost of housing	16.8%	19.5%
To be near doctor/good doctors	27.5%	25.1%
Proximity of entertainment venues	14.4%	16.7%
To be around other people my age	12.5%	12.7%
To be in a quiet community	25.9%	28.8%
Other	30.7%	29.9%
Don't know/refused	3.4%	4.3%

Most older adults in DeKalb County said if they did move, they would **move to another location in the region (54%)**. 15% would move to other locations in Georgia, 19% would move outside the state and 12% said they did not know where they would move.

Transportation		
	DeKalb	Region
Primary mode of transportation		
Use own car	82%	88%
Driven by others	10%	7%
Use public transportation	7%	4%
Some other means	1%	1%
How often do you currently use public transportation?		
Several times/week	4%	4%
Once a week	3%	2%
Once a month	6%	3%
Just on occasion	41%	33%
Never	46%	59%

When asked how they will get around when they can no longer drive, **56% of older adults in DeKalb County plan to be driven around by others**, 18% will use public transportation, 8% plan to find some other means and **19% do not know how they will get around**.

Difficulty with Transportation- DeKalb



Methodology: The Carl Vinson Institute of the University of Georgia drew 11 independent samples for each of 10 counties and the City of Atlanta within the Atlanta region. In total, 1,651 individuals 55 and over were interviewed between September 15 and October 14 of 2006. The maximum sampling error for any single county is +/- eight %, while the sampling error for the entire region is +/- four %.

